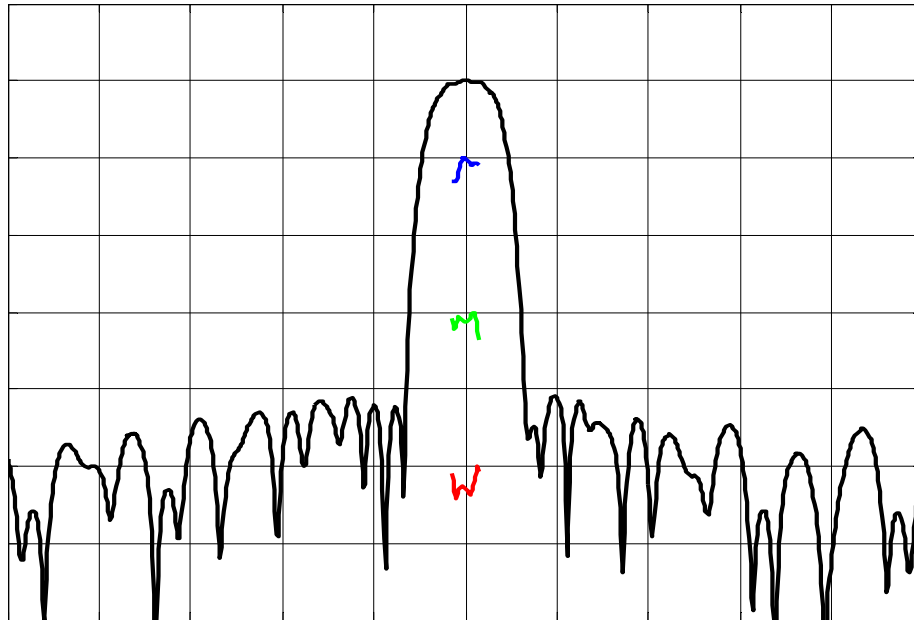




TYPICAL PERFORMANCE



Horizontal: 1 MHz/div Vertical (from top): Magnitude 10 & 1 dB/div
 Phase Deviation 5 deg/div
 Group Delay Variation 500 ns/div

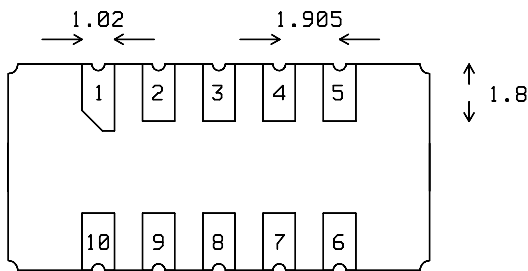
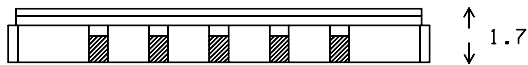
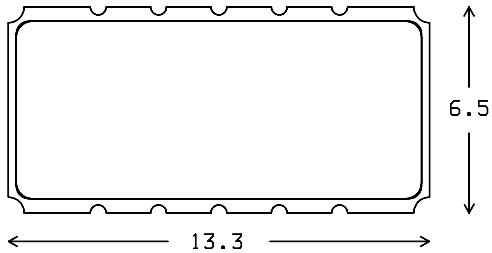
SPECIFICATION

Parameter	Min	Typ	Max	Units
Center Frequency (F _C) ¹	69.95	70	70.05	MHz
Insertion Loss		9.3	9.5	dB
1 dB Bandwidth	0.35	0.45		MHz
3 dB Bandwidth	0.50	0.64		MHz
35 dB Bandwidth		1.24	1.4	MHz
Passband Ripple		0.48	1	dB p-p
Phase Deviation from Linear (60% of 3 dB Bandwidth)		3.1	6.75	deg p-p
Group Delay Variation (60% of 3 dB Bandwidth)		340	500	ns p-p
Absolute Delay		1.46		μs
Substrate Material	Quartz			
Temperature Coefficient		$\Delta F/F = -(T - T_0)/5.4)^2$		ppm
Operating Temperature Range	-	25	-	° C

Notes: 1. Average of lower and upper 3 dB frequencies.



PACKAGE OUTLINE

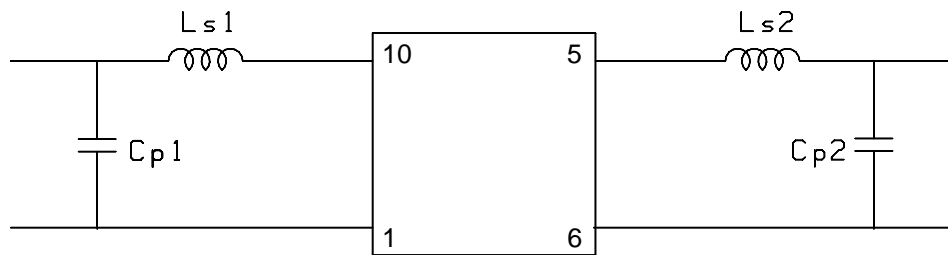


Units: mm

Pin Configuration:

Input: 10
Input Return: 1
Output: 5
Output Return: 6
Ground: 2,3,4,7,8,9

MATCHING CIRCUIT



Typical component values: $L_{s1} = 560 \text{ nH}$ $L_{s2} = 560 \text{ nH}$
Minimum Q = 40 $C_{p1} = 68 \text{ pF}$ $C_{p2} = 91 \text{ pF}$

Notes

- Maximum 5% tolerance matching components shall be used.
- Tuning values shown are for reference only. Optimum values may change depending upon board layout.

ISO 9001
Registered